**Multiple District 300A**

**As of October 2026 Cumulative**

| Year | New Clubs | Dropped Clubs | Gain/ Loss Clubs | New Members | Charter Members | Reinstate Members | Transfer Members | Total Member Added | Total Members Dropped | Gain/ Loss Members |
|---|---|---|---|---|---|---|---|---|---|---|
| 2022-2023 | 2 | 1 | 1 | 1,705 | 91 | 180 | 97 | 2,073 | 2,396 | -323 |
| 2023-2024 | 10 | 4 | 6 | 1,685 | 428 | 127 | 101 | 2,341 | 1,857 | 484 |
| 2024-2025 | 11 | 5 | 6 | 2,261 | 380 | 169 | 108 | 2,918 | 2,417 | 501 |
| 2025-2026 | 9 | 5 | 4 | 3,616 | 288 | 185 | 111 | 4,200 | 3,636 | 564 |
| 2026-2027 | 6 | 2 | 4 | 1,256 | 294 | 96 | 74 | 1,720 | 227 | 1,493 |
| **Average** | **8** | **3** | **4** | **2,105** | **296** | **151** | **98** | **2,650** | **2,107** | **544** |

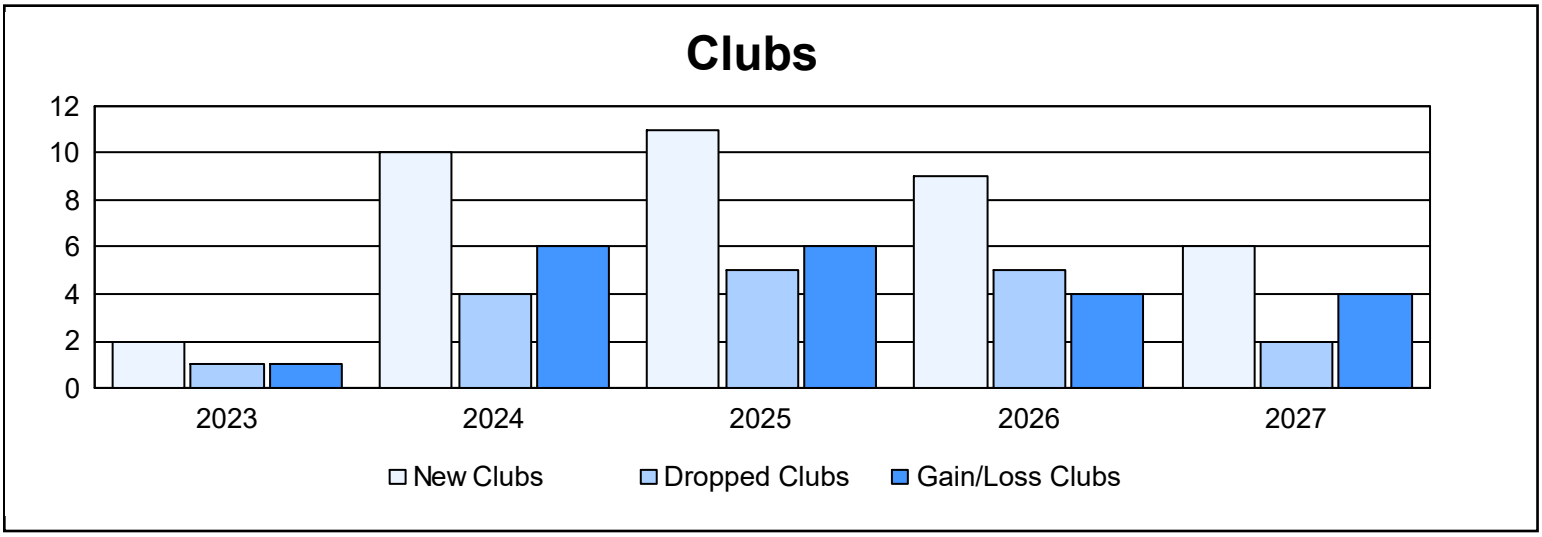


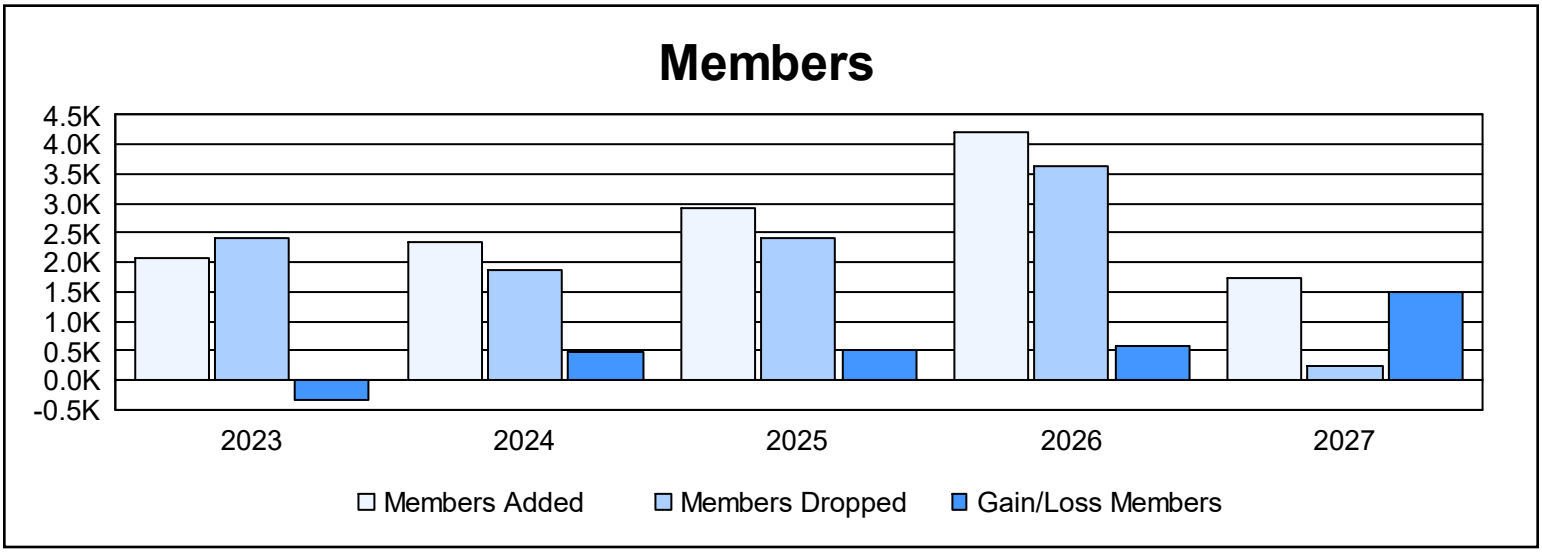

## Membership Composition

October 2026 Cumulative

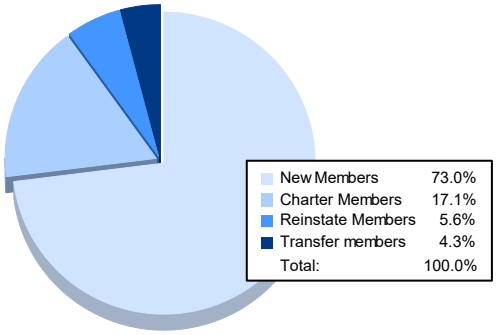

| | |
|---|---|
| New Members | 73.0% |
| Charter Members | 17.1% |
| Reinstate Members | 5.6% |
| Transfer members | 4.3% |
| Total: | 100.0% |

## Gender Composition

October 2026 Cumulative

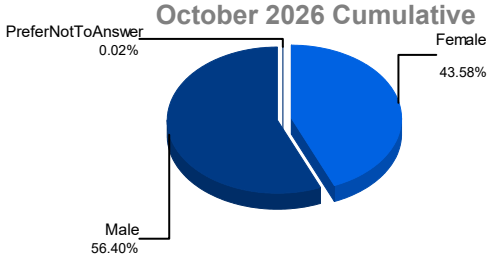


| | |
|---|---|
| Female | 43.58% |
| Male | 56.40% |
| PreferNotToAnswer | 0.02% |
| NonBinary | 0.00% |
| Total: | 100.00% |